



# SIGNRAYZ<sup>®</sup> PRO 260 2B1



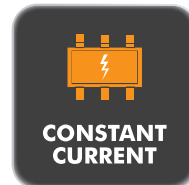
**ONEwhite<sup>®</sup>**  
Global Color Consistency



**Capzul<sup>®</sup>**  
Waterproof Encapsulation



**VersaLenz<sup>®</sup>**  
Advanced Optics



**CONSTANT CURRENT**



**UV RESISTANT**



**50,000 HRS**  
L70 LIFETIME

## Ordering Information

Part Number	White Color Temperature	Number of Modules		Nominal Light Output (lm)*		
		per Foot	per Meter	per Module	per Foot	per Meter
LS-PRO260-ASW-2B1	AgiLight SignWhite	2	6	130	260	780
LS-PRO260-65K-2B1	6500K	2	6	130	260	780
LS-PRO260-57K-2B1	5700K	2	6	130	260	780
LS-PRO260-50K-2B1	5000K	2	6	130	260	780
LS-PRO260-45K-2B1	4500K	2	6	110	220	660
LS-PRO260-41K-2B1	4100K	2	6	110	220	660
LS-PRO260-30K-2B1	3000K	2	6	110	220	660
LS-PRO260-27K-2B1	2700K	2	6	110	220	660

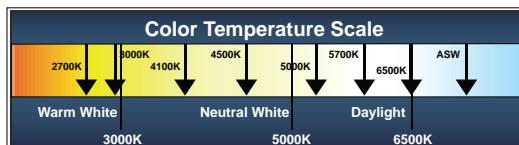
\*±10%

## Product Ratings

Luminous Efficacy	98 lm/ W
Max. Wattage per Module	1.36 W (1.32 W Nom.)
Input Current	0.110 A/ module
Power Supply	44 modules per 60W power supply max.
Ingress Protection	IP68
Operating Temperature	-40°C to +60°C (-40°F to +140°F)
L70 Lifetime	50,000 hours
Warranty	5 Year limited

## Applications

- Large or medium channel letters
- Wide stroke channel letters
- Advertisement displays
- Dark vinyls
- Shallow channel letters
- Shallow box signs
- Cloud signs
- Logo boxes
- Push through acrylic
- Cove lighting
- Accent lighting



## Part Number Guide

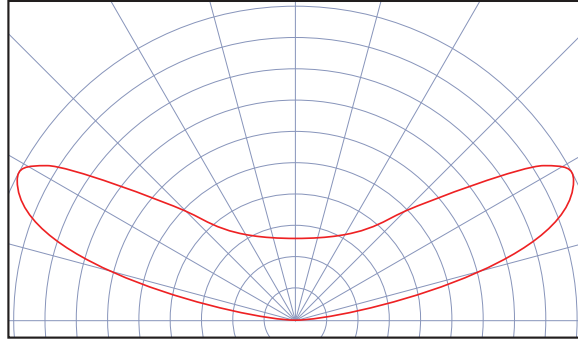
LED Sign	Module Type	Color Temperature	# of Modules per foot	Beam Pattern
LS	-PRO260	-65K	-2	B1



# SIGNRAYZ<sup>®</sup> PRO 260 2B1

## Luminous Intensity Distribution

B1 Batwing Beam Pattern



## Population Density Guide<sup>1</sup>

Channel Depth (inch   mm)	Max. Single Stroke (inch   mm)	Max. Multiple Row (inch   mm)
3   75	9   229 <sup>2</sup>	8   203 <sup>2</sup>
4   100	12   305 <sup>3</sup>	12   305 <sup>3</sup>
5   125	16   406	15   381
6   150	18   457	18   457
7   180	21   533	21   533
8   200	24   610	20   508 <sup>4</sup>

1 Modules are spaced with wires at full stretch, unless noted otherwise.  
 7328 White Acrylic was used to test the face light uniformity; other face materials may vary the module and row spacing for the same face light uniformity and brightness.  
 2 Modules' center to center spacing is at 4.75" | 120 mm  
 3 Modules' center to center spacing is at 6" | 152 mm  
 4 Row spacing is defined to achieve minimum 780 lux of face brightness

## Power Supply Load Chart

LED Module type	LS-PRO260-xxx-2B1			
Power Supply (Wired in parallel strings)	Maximum # of Modules per String	Total # of Modules	Total # of Feet	Total # of Meters
12 W	8	8	4.0	1.3
15 W	10	10	5.0	1.7
35W	24	24	12.0	4.0
60W	44	44	22.0	7.3
100W	44	68	34.0	11.3
150W	44	102	51.0	17.0
180W	44	123	61.5	20.5
220W	44	150	75.0	25.0

Note:

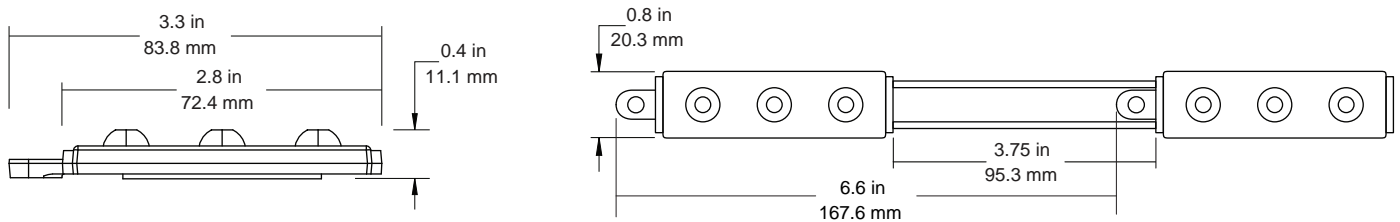
- 12W, 15W, 35W and 60W are UL rated Class 2 Power Output.
- 100W, 150W, 180W and 220W are UL rated Class 1 Power Output.
- For UL rated Class 1 power supplies, please find wiring details in "Installation Guide - Wiring Instructions for Class 1 Power Supplies to LED Modules".

## LED Module to Power Supply Wire Size

Wire Size		Maximum Distance*	
Gauge (AWG)	Metric (mm <sup>2</sup> )	Feet	Meters
26	0.13	3	0.9
24	0.21	4	1.2
22	0.33	7	2.1
20	0.52	11	3.4
18	0.82	18	5.5
16	1.31	29	8.8
14	2.08	45	13.7
12	3.31	71	21.6
10	5.26	120	36.6

\* Distance from power supply to load at full capacity.

## LED Module Dimensions



## Shipping Information

Model	Bag Quantity	Box Quantity	Case Quantity	Case Weight	Box Dimensions			Case Dimensions			
					W	D	H	W	D	H	
LS-PRO260-xxx-2B1	40 Modules	200 Modules	1000 Modules								
	20 (ft)	100 (ft)	500 (ft)	50 (lb)	20.7"	11.8"	5.1"	27"	21.1"	12.4"	
	6.7 (m)	33.3 (m)	166.7 (m)	22.7 (kg)	525mm	300mm	130mm	685mm	537mm	315mm	



**CAUTIONS**

1. UL ONLY - These products are only suitable for connection to a UL rated Class 2 power source rated 12 Volt or less.
2. UL ONLY - these products are intended for use only when connected to a power source that complies with UL rated Class 2 voltage and energy limited circuit.
3. UL ONLY - When these units are connected to a UL rated Class 2 circuit, they are not to draw a total wattage of greater than the secondary or output rating of the UL rated Class 2 power supply.
4. These products may be secured in place in the end product by any means available.
5. These products are suitable for use in dry, damp, and wet locations. Not suitable for submersed applications.